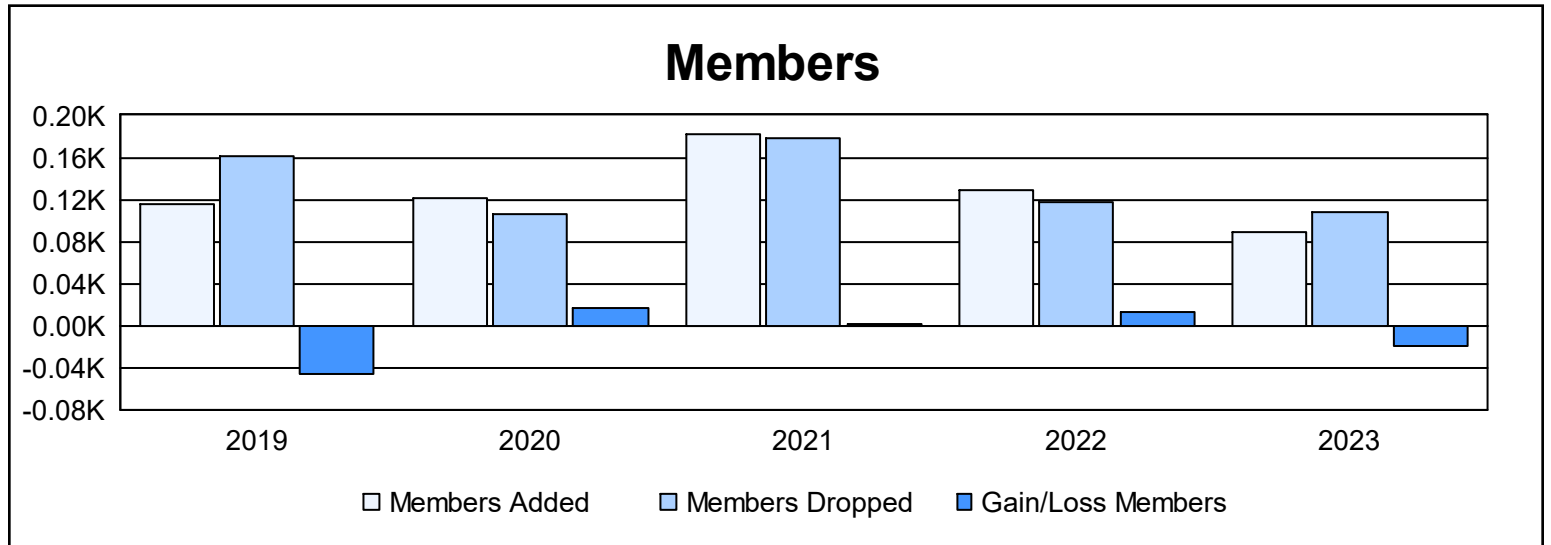
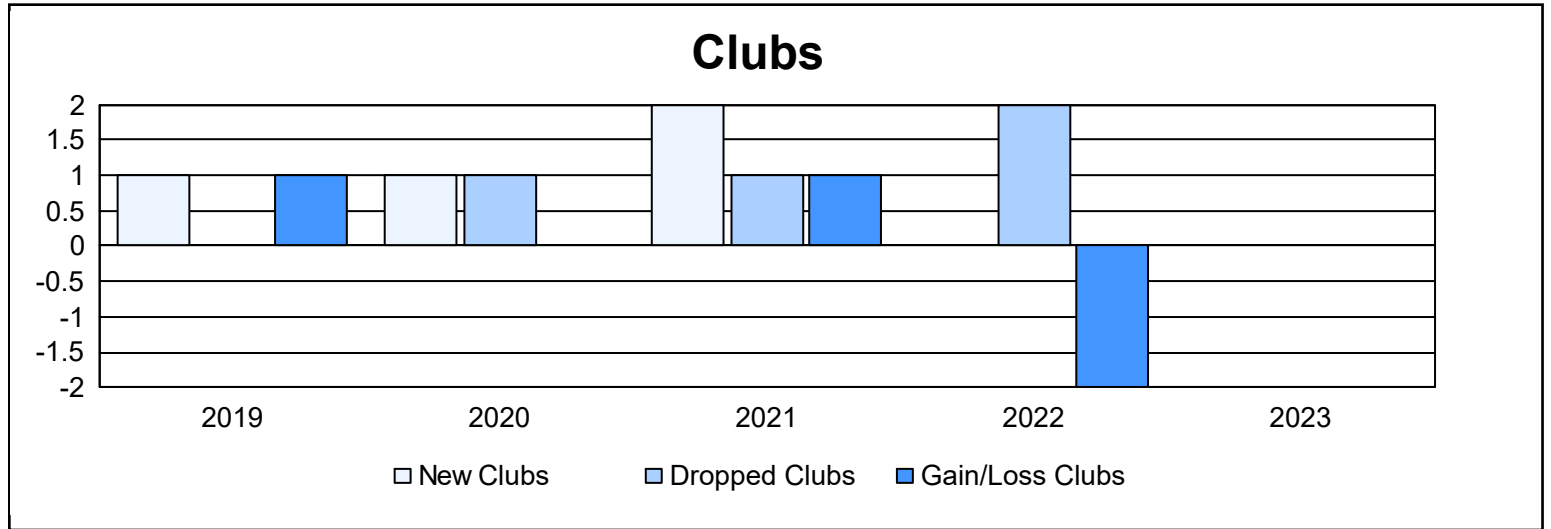
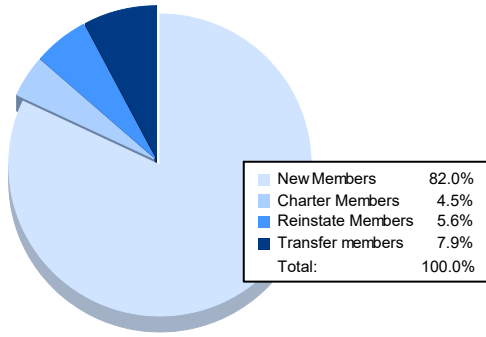


Year	New Clubs	Dropped Clubs	Gain/ Loss Clubs	New Members	Charter Members	Reinstate Members	Transfer Members	Total Member Added	Total Members Dropped	Gain/ Loss Members
2018-2019	1	0	1	79	28	3	5	115	161	-46
2019-2020	1	1	0	81	30	4	6	121	105	16
2020-2021	2	1	1	95	60	24	2	181	179	2
2021-2022	0	2	-2	115	5	3	6	129	117	12
2022-2023	0	0	0	73	4	5	7	89	108	-19
<b>Average</b>	<b>1</b>	<b>1</b>	<b>0</b>	<b>89</b>	<b>25</b>	<b>8</b>	<b>5</b>	<b>127</b>	<b>134</b>	<b>-7</b>



### Membership Composition June 2023 Cumulative



### Gender Composition June 2023 Cumulative

